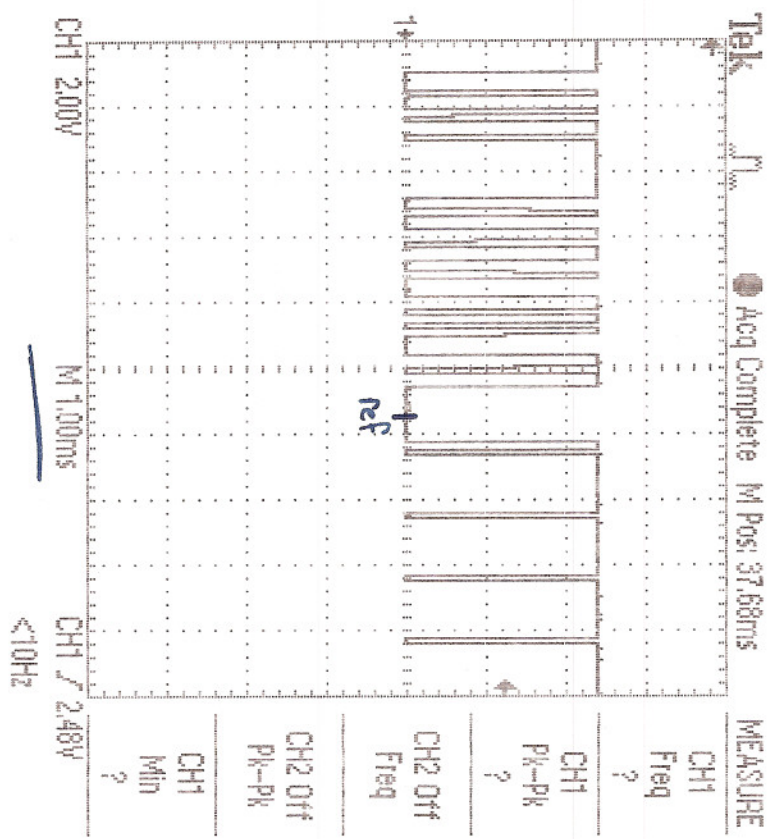
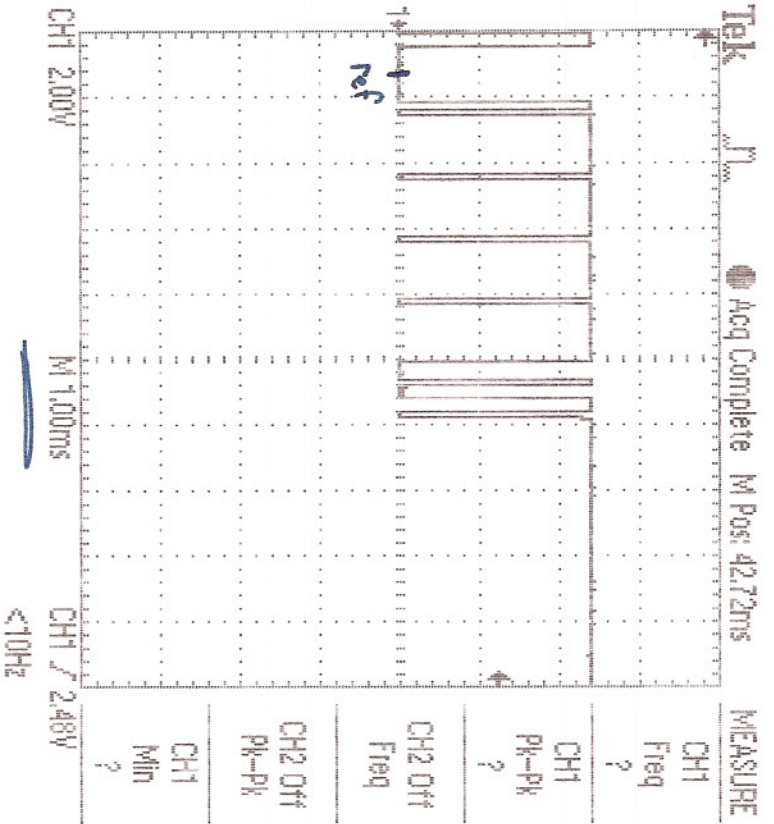
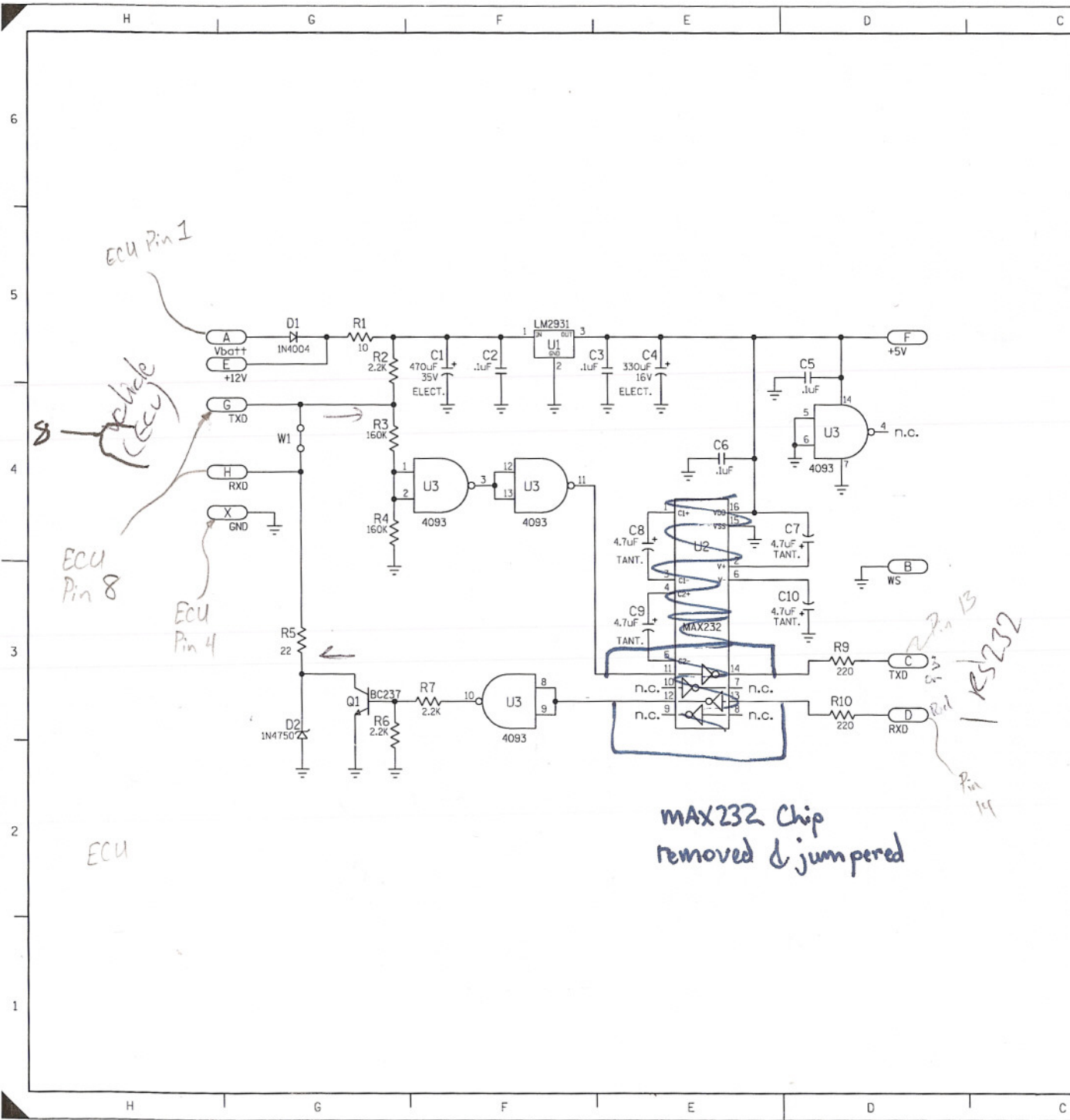


Reply Part 1



Reply Part 2





| APP'D | DES'R | PCR # | DATE | DESCRIPTION/RELEASE LEVEL | ZONE | REV |
|-------|-------|-------|--------|-------------------------------|------|-----|
| — | CB | D487 | 08SE99 | DRAWING CREATED | — | A |
| MG | CB | — | 23JA03 | DELETED R8, TIED PIN B TO GND | — | B |

NOTICE: TO PERSONS RECEIVING THIS DRAWING AND/OR TECHNICAL INFORMATION VALED HAS PROPRIETARY RIGHTS IN THE MATERIAL DISCLOSED HEREON. THIS DRAWING AND/OR TECHNICAL INFORMATION IS ISSUED IN CONFIDENCE FOR ENGINEERING INFORMATION ONLY AND MAY NOT BE USED TO MANUFACTURE ANYTHING SHOWN OR REFERRED TO HEREON WITHOUT DIRECT PERMISSION FROM VALED TO THE USER. THIS DRAWING AND/OR TECHNICAL INFORMATION IS LOANED FOR MUTUAL ASSISTANCE AND IS SUBJECT TO RECALL BY VALED AT ANY TIME. THIS DRAWING AND/OR TECHNICAL INFORMATION IS THE PROPERTY OF VALED.

| | | | |
|--|--|---------------------|------------------------------|
| TITLE: SCHEMATIC - CIRCUIT BOARD | | | |
| NEXT ASSY: D487-3 | REFERENCE: | | |
| MATERIAL TYPE / SPEC'S: NA | | | SCALE: NA |
| CHECKED BY: DATE: | SWITCHES & DETECTION SYSTEMS | | REPLACED BY: DRAWING NUMBER: |
| ENGINEER: DATE: | 3000 UNIVERSITY DR. AUBURN HILLS, MI 48326 | | PROGRAM FIRST USED: |
| MATERIALS: DATE: | FILENAME: schematic.sbk | | DRAWING NUMBER: |
| DRAWN BY: C.BALL | DATE: 17AU99 | JOBNAME: elec\d487* | D487-1 |
| THIS DRAWING CAN ONLY BE MODIFIED ON CAD | VERIBEST MENTOR | DO NOT SCALE PRINT | SHEET: SIZE: A2 |