



Propeller Protoboard USB Power Hack

WARNING
Modifications at your own risk!!!


1/ Identify the USB +5 V via and the Protoboard +5 V hole.




2/ Solder a 2-way header to the Protoboard +5 V hole.



3/ Carefully scrape the solder resist from the USB +5 V via and solder a fine wire link between the USB +5 V via and the bottom pin of the header.



4/ Fit a jumper to connect USB +5 V to Protoboard +5 V



Job done!

Remember to remove the jumper when the Protoboard is not powered from USB!