

DIMENSIONS ARE IN INCHES		UNLESS OTHERWISE NOTED		TITLES:	DWG NO:
TOLERANCES ARE:		TOLERANCES ARE:		ESQ STRIP ASM.	ESQ-1XX-XX-X-X-XXX-XX-X-XX
ONE PLACE DECIMALS ±.1	THREE PLACE DECIMALS ± .005	ANGLES ± 2°			
TWO PLACE DECIMALS ±.01	FOUR PLACE DECIMALS ± .0020				SHEET 1 OF 3

STANDARD INSERTION FORCE	CONTACT	SPACER SPECIFICATION (FOR A ONE POSITION SINGLE ROW SEE NOTE 3)			"B"	"C"	"D"	"E"
		ESQ-S	ESQ-D	ESQ-T				
-12	C-15-2-X	N/A	N/A	N/A	.090	.435	.525	.100
-13	C-15-3-X	N/A	N/A	N/A	.290	.435	.725	N/A
-14	C-15-4-X	N/A	N/A	N/A	.480	.435	.915	N/A
-23	C-15-3-X	(1) SSB-32	(1) DSB-XX	(1) SSB-32 (1) DSB-XX	.190	.535	.725	N/A
-24	C-15-4-X	(1) SSB-32	(1) DSB-XX	(1) SSB-32 (1) DSB-XX	.380	.535	.915	N/A
-33	C-15-3-X	(2) SSB-32	(2) DSB-XX	(2) SSB-32 (2) DSB-XX	.090	.635	.725	N/A
-34	C-15-4-X	(2) SSB-32	(2) DSB-XX	(2) SSB-32 (2) DSB-XX	.280	.635	.915	N/A
-44	C-15-4-X	(1) ESS-XX-S	(3) DSB-XX	(1) ESS-XX-S (3) DSB-XX	.180	.735	.915	N/A

LOW INSERTION FORCE	CONTACT	SPACER SPECIFICATION (FOR A ONE POSITION SINGLE ROW SEE NOTE 3)			"B"	"C"	"D"	"E"
		ESQ-S	ESQ-D	ESQ-T				
-37	C-60-2-X	N/A	N/A	N/A	.090	.435	.525	.100
-38	C-60-3-X	N/A	N/A	N/A	.290	.435	.725	N/A
-39	C-60-4-X	N/A	N/A	N/A	.480	.435	.915	N/A
-48	C-60-3-X	SSB-32	(1) DSB-XX	(1) SSB-32 (1) DSB-XX	.190	.535	.725	N/A
-49	C-60-4-X	(1) SSB-32	(1) DSB-XX	(1) SSB-32 (1) DSB-XX	.380	.535	.915	N/A
-58	C-60-3-X	(2) SSB-32	(2) DSB-XX	(2) SSB-32 (2) DSB-XX	.090	.635	.725	N/A
-59	C-60-4-X	(2) SSB-32	(2) DSB-XX	(2) SSB-32 (2) DSB-XX	.280	.635	.915	N/A
-69	C-60-4-X	(1) ESS-XX-S	(3) DSB-XX	(1) ESS-XX-S (3) DSB-XX	.180	.735	.915	N/A

- NOTES:
- CONTACT PUSHOUT SHALL BE 1.5 LBS. MIN.
 - MAX ALLOWABLE BOW .003 INCH/INCH AFTER ASSEMBLY.
 - FOR A 1 POSITION SINGLE ROW ALL SPACERS ARE TO BE TSW-XX-S
 - SPACERS SHALL BE ASSEMBLED AS SHOWN WITH SNAP GROOVES AWAY FROM SSW BODY.
 - FOR IN-PROCESS VIEWS SEE SHEET 3, FIGS 4 & 5.
 - MAX CUT FLASH : .010
 - DO NOT USE DSB SPACER BODY FOR THIS OPTION.

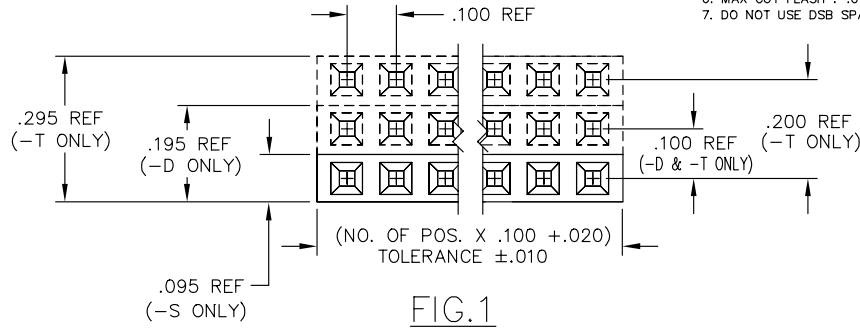
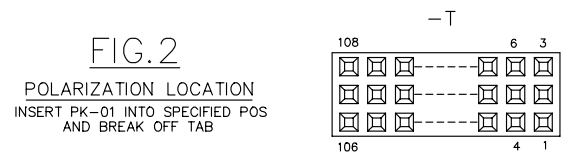
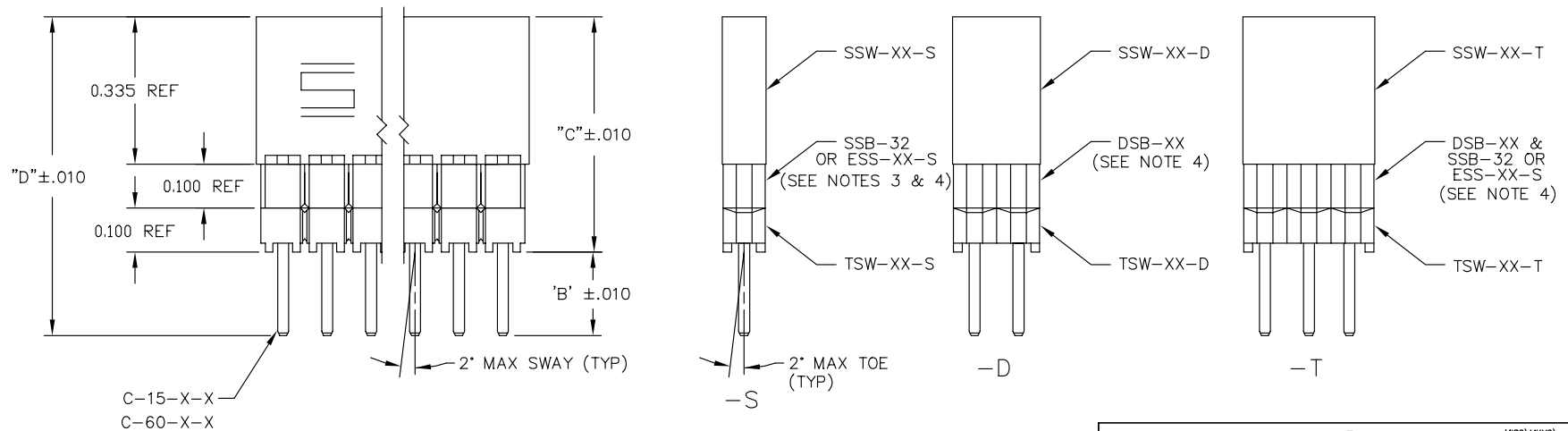
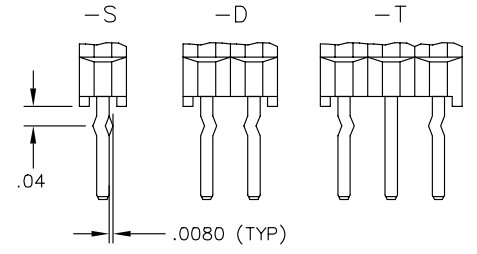


FIG. 3
LOCKING LEAD OPTION
LOCATED ON OR ABOUT CENTERLINE
[N/A IN 1 OR 2 POSITION SINGLE ROW]



PROPRIETARY NOTE
THIS DOCUMENT CONTAINS INFORMATION CONFIDENTIAL AND PROPRIETARY TO SAMTEC INC. AND SHALL NOT BE REPRODUCED OR TRANSMITTED TO OTHER DOCUMENTS OR DISCLOSED TO OTHERS OR USED FOR ANY PURPOSE OTHER THAN THAT FOR WHICH IT WAS OBTAINED WITHOUT THE EXPRESSED WRITTEN CONSENT OF SAMTEC INC.

MSC WKY G\ ESQ-MKT

samtec

520 PARK EAST BLVD. NEW ALBANY, INDIANA 47150
PHONE (812) 944-6733 P.O. BOX 1147
CODE 55322

MADE BY: JORDAN 7-16-85
CHECKED BY: L.WILLIAMS 7-22-85

APPROVAL
TM HAHN
7-22-85

ESQ-1XX-XX-X-X-XXX-XX-X-XX

SHEET 1 OF 3

PLOT SCALE: 1=.2