



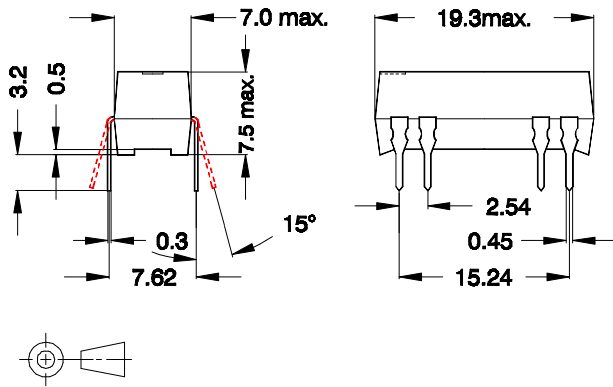
Products for tomorrow

Headquarter Europe
 MEDER electronic AG
 Friedrich-List Strasse 6
 D-78234 Engen-Welschingen
 Tel.: +49(0)7733-9487-0
 Fax: +49(0)7733-9487-32
 eMail: info@meder.com
 Internet: www.meder.com

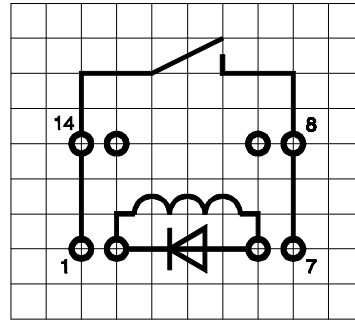
Headquarter USA
 MEDER electronic Inc.
 766 Falmouth Rd
 Mashpee, MA 02649
 Phone: +1/ 508-539-0002
 Fax: +1/ 508-539-4088
 eMail: salesusa@meder.com

Reed Relay: 291-9710
 DIP05-1A72-BV710
Part Number: 3205172710

Dimensions (tolerance $\pm 0,1\text{mm}$)




Layout 11D/ Pitch 2,54 / Top View



Marking

Type -Layout
 Production -Code-
 EN60062



Coil/Relay Characteristics	Conditions at 20°C	Min.	Typ.	Max.	Units
Coil Resistance		450	500	550	Ω
Nominal Voltage			5,0		VDC
Nominal Rated Power			50		mW
Thermal Resistance			90		K / W
Operate Voltage				3,5	VDC
Release Voltage		0,75			VDC

Contact Data 72 (Form A/Dry)					
Contact Rating	Any combination of the switching voltage and current must not exceed the given rated power			15	W
Switching Voltage	DC or Peak AC			200	V
Switching Current	DC or Peak AC			1,0	A
Carry Current	DC or Peak AC			1,25	A
Static Contact Resistance (initial)	Measured with Nominal Voltage			150	m Ω
Insulation Resistance	RH 45%	10^{10}			Ω
Breakdown Voltage		250			VDC
Operate Time, including Bounce	Measured with Nominal Voltage			0,5	ms
Release Time	Measured with no coil suppression			0,1	ms
Capacitance			0,3		pF

Environmental Data					
Insulation Resistance Coil to Contact	RH 45%	10^{11}			Ω
Dielectric Strength Coil to Contact		1,5			kV DC
Shock	½ sine wave, duration 11ms			50	g
Vibration	from 10 - 2000 Hz			10	g
Operating Temperature	10°C/min max. allowable	-20		70	°C
Storage Temperature	10°C/min max. allowable	-35		95	°C
Soldering Temperature	5 sec. at			260	°C
Cleaning				fully sealed	
Material of Case				mineral-filled epoxy	
Material of Pins				Cu-alloy tinned	