

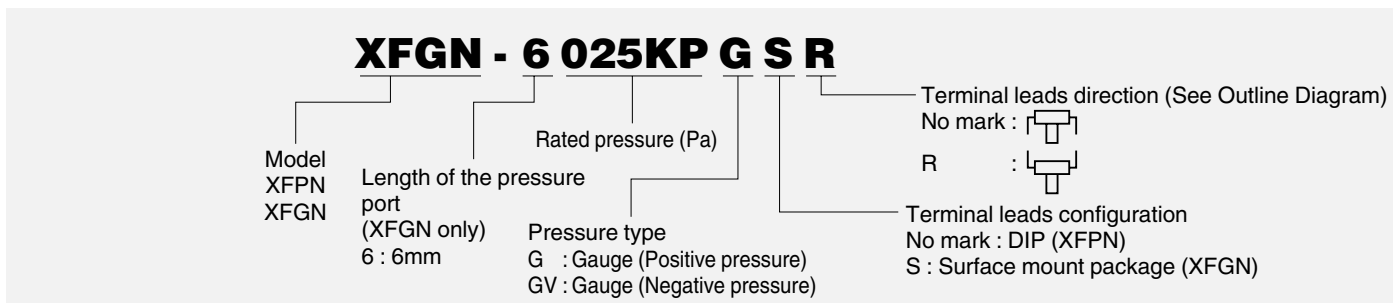
■ Features

- Volt level output
- On-chip amplification and temperature compensations
- Pre-calibration of offset voltage and span
- Surface mount package (XFGN)

■ Applications

- Non-Invasive Blood Pressure(NIBP)monitor for home health care
- Vacuum cleaner
- Washing machine

■ Part number for ordering



Pressure type	Gauge pressure	
	XFPN	XFGN-6
Model		
Package configuration	Dual-In-line-Package (DIP)	Surface mount package, 6mm pressure port

Measurable pressure range (kPa)	Part number for ordering		
	XFPN	XFPN	XFGN-6
0~-24.5	XFPN-03KPGV	XFPN-03KPGVR	XFGN-603KPGVSR
0~-100	XFPN-100KPGV	XFPN-100KPGVR	XFGN-6100KPGVSR
0~25	XFPN-025KPG	XFPN-025KPGR	XFGN-6025KPGSR
0~50	XFPN-050KPG	XFPN-050KPGR	XFGN-6050KPGSR
0~100	XFPN-100KPG	XFPN-100KPGR	XFGN-6100KPGSR
0~200	XFPN-200KPG	XFPN-200KPGR	XFGN-6200KPGSR

■ Specifications

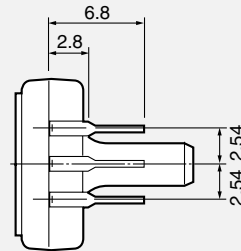
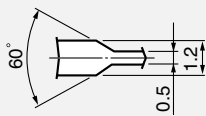
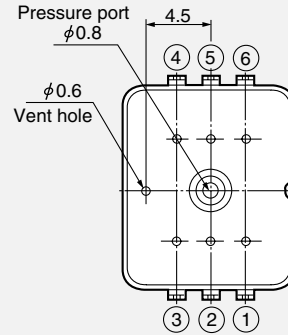
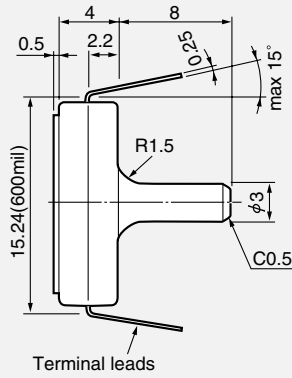
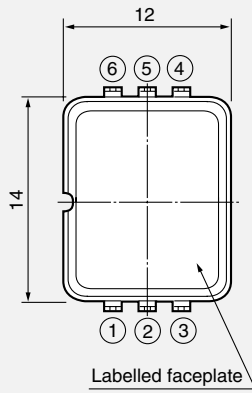
Model/Rated pressure	03KPGV	100KPGV	025KPG	050KPG	100KPG	200KPG	Unit
Recommended operating conditions							
Pressure type	Gauge pressure						—
Rated pressure	-24.5	-100	25	50	100	200	kPa
	-0.255	-1.020	0.255	1.020	1.020	2.040	kg/cm ²
Pressure media	Non-corrosive gas						—
Excitation voltage	5±0.25						VDC
Absolute maximum rating							
Maximum load pressure	Twice of rated pressure						—
Maximum excitation voltage	8						VDC
Operating temperature	-10~80						°C
Storage temperature	-20~100						°C
Operating humidity	30~80 (No dew condensation)						%RH
Electric performances/characteristics (Excitation voltage Vcc=5.0V constant, Ambient temperature Ta=25°C)							
Current consumption	less than 10						mA
Output impedance	less than 10						Ω
Source current	less than 0.2						mA
Sink current	less than 2						mA
Mechanical response time	2 (For the reference)						msec
Full scale span voltage	4.0						V
Offset voltage ※	0.5±0.1						V
Full scale span voltage ※	4.5±0.1						V
Accuracy ※	±5.0						%FS/0~50°C

Note ; ※ Excluding input voltage error.

■ Outline dimensions ■

Unit : mm

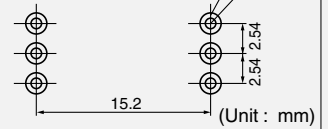
XFPN



Recommended footprint for PCB

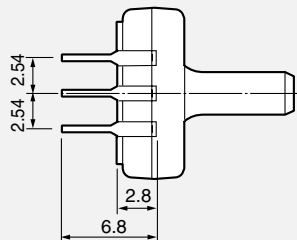
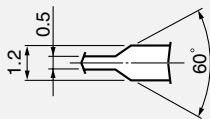
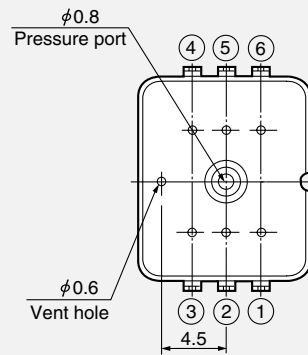
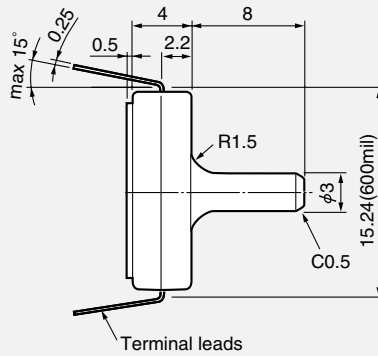
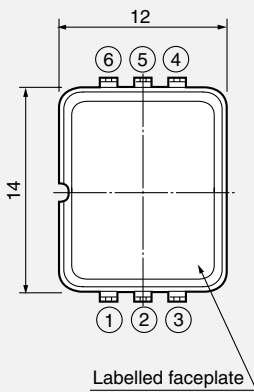
6- φ0.9(Diameter of through holes)

6- φ1.8(Diameter of lands)



XFPN-R

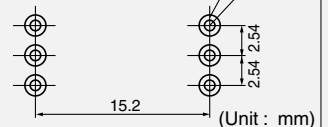
Unit : mm



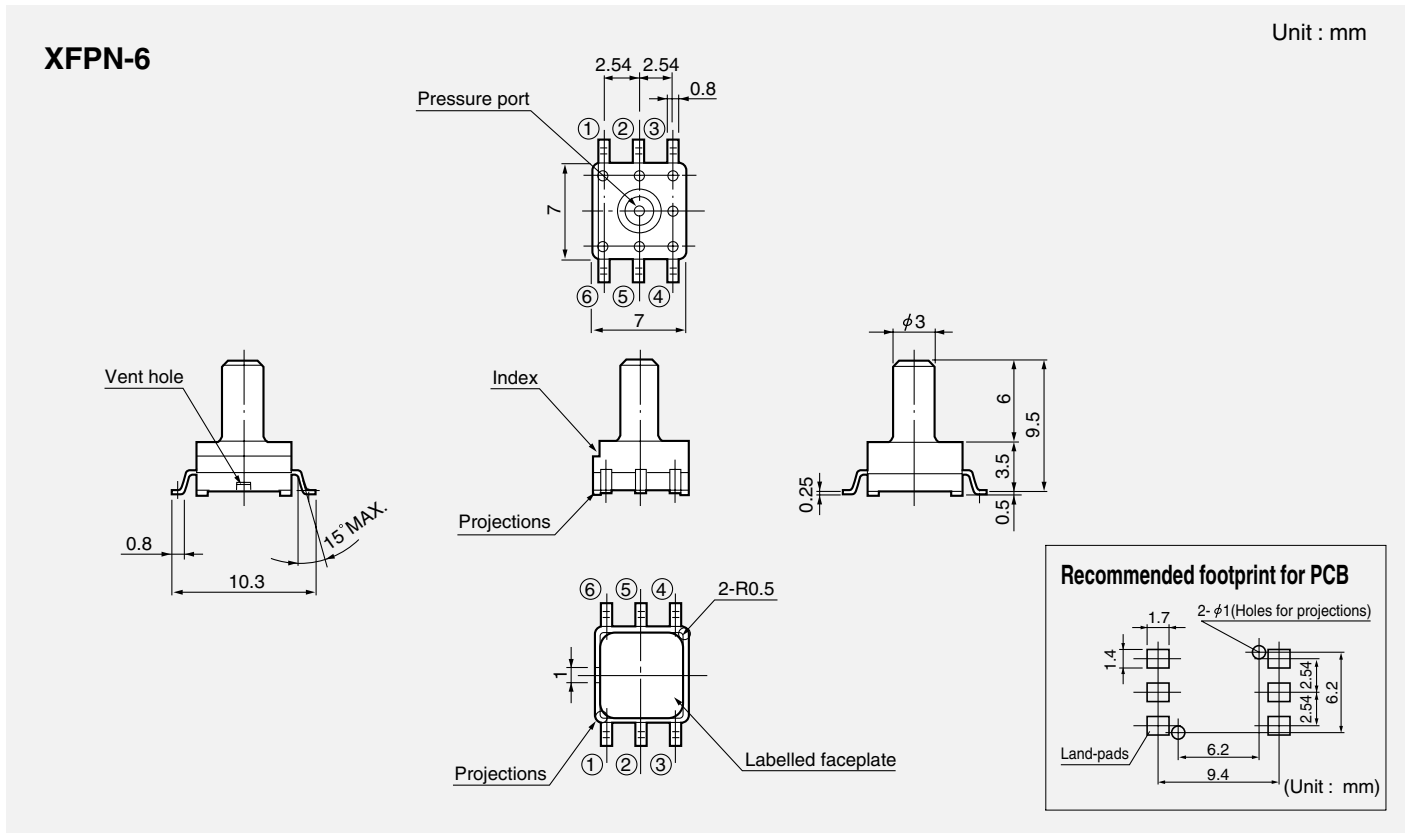
Recommended footprint for PCB

6- φ0.9(Diameter of through holes)

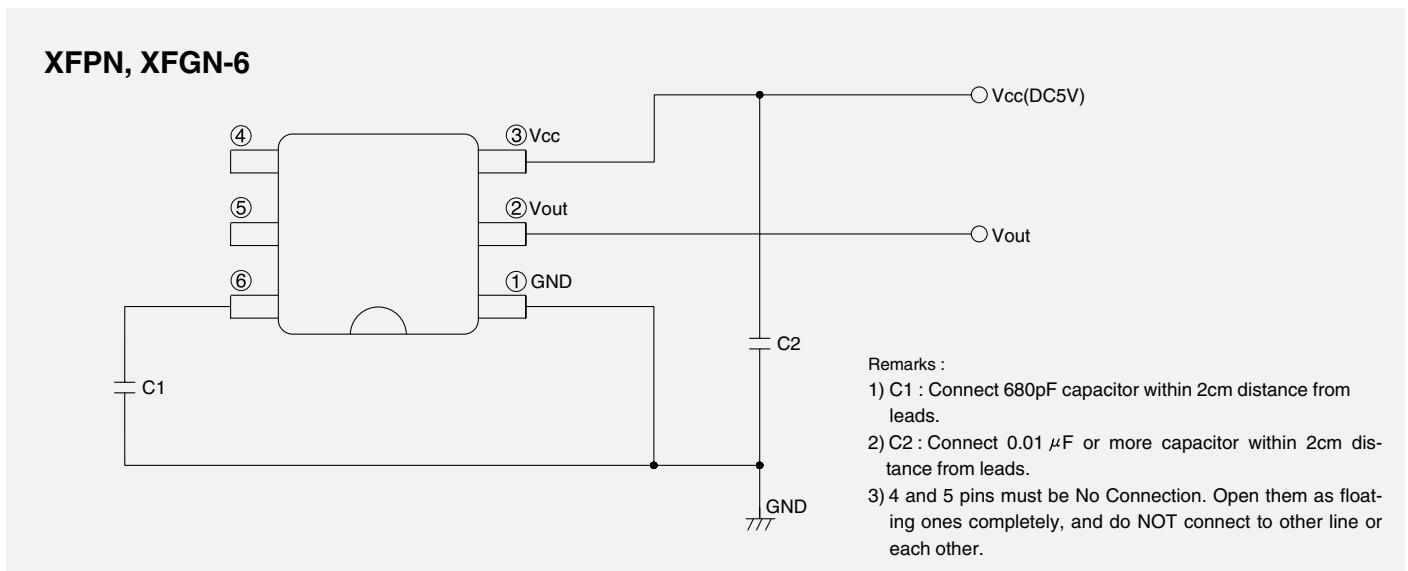
6- φ1.8(Diameter of lands)



■ Outline dimensions ■



■ Connection diagram ■



Note ; Please read instruction "Notes" before using the sensor.
Fujikura reserves the right to change specifications without notice.

Fujikura Ltd.

If you have any questions regarding technical issues or specifications, please contact us.
Sensor Engineering Department 5-1 Kiba 1-chome, Koto-ku, Tokyo 135-8512, Japan
Phone +81-(0)3-5606-1072 Fax. +81-(0)3-5606-1538
E-mail : sensor@fujikura.co.jp